

Research Fellow in Sustainable Finance  
UCL Institute for Innovation and Public Purpose

Associate Professor in Sustainable Finance  
UCL Institute for Innovation and Public Purpose

Senior Research Impact Fellow  
Global Systems Institute, University of Exeter

Chair in Climate Change and Earth System Science  
Global Systems Institute, University of Exeter



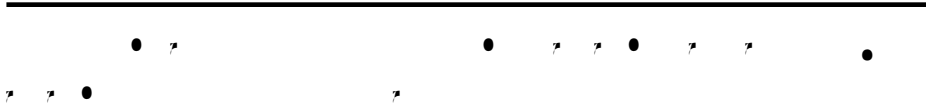
University  
of Exeter

Global Systems  
Institute



---

☒ . . . . . E  
☒ ; ☒  
☒  
P ☒ ☒ ☒ ☒ ☒  
☒ ,  
(E P):  
☒  
K E P ☒ E ☒ ;  
A ;  
☒ . E P  
A ☒ E P  
☒ A  
☒ ☒ ☒ 220 ☒  
☒ 20 ☒ CO<sub>2</sub> ☒  
☒



G

A

☒

1A

1.500 200

☒

4

☒

☒

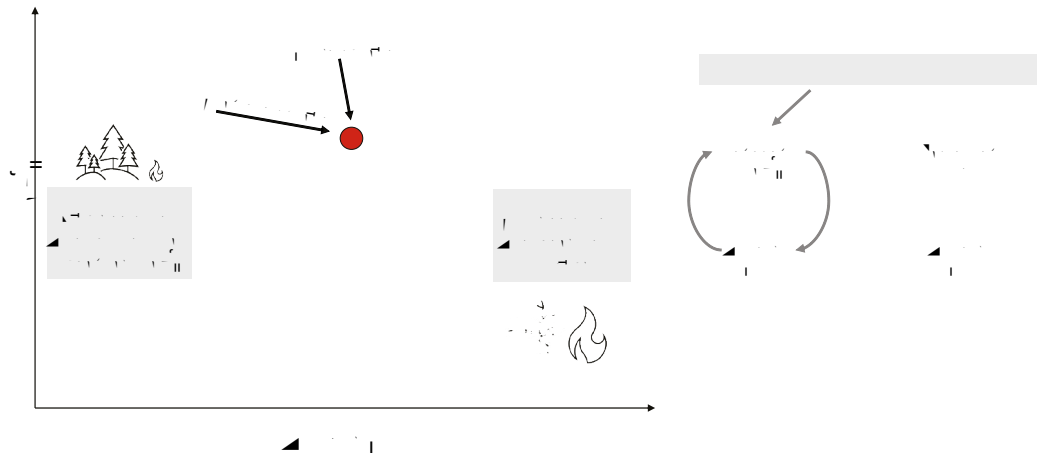
☒

☒

2.700

☒

( )





8  
 I  
 P  
 N



F  
 43  
 (NGF)  
 N G F  
 44  
 B E P  
 E P

B  
 40  
 45 E  
 44,46

47  
 E P  
 C E P  
 E P  
 ( 1). E  
 E P  
 48

I E P  
 D  
 higher-magnitude multiple multiple  
 49

*Regulating and maintenance services*

A  
 ( 2)  
 A L  
 A  
 A  
 A  
 M  
 51  
 52  
 53,54  
 P  
 50



A  
 (N FP)  
 B, M  
 C  
 A  
 E P  
 E

*Cultural services and intrinsic value*

F  
 F

.2 ( 8581.7 .4 ( 19 ( )-66 ( )5)4.2 38(-)5 ( ) 1 5(-)-6.7 (-)6.11 ( )-6 )-13.1(4.5 ( )8



... A A ,  
...  
... 72,85  
... E P  
...  
...<sup>86</sup>F , 2021 B  
...<sup>87</sup>  
...  
...<sup>88</sup>C



A  . . . . .

O   . . . . . A

. . . . .<sup>112</sup> M . . . . . 2016 2023, . . . . .

\$300 . . . . . ( . . . . .

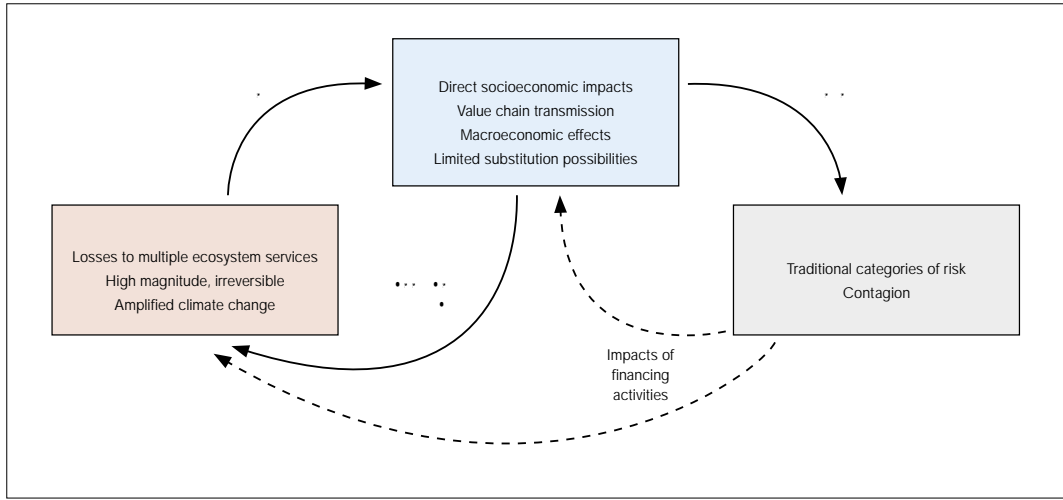
)  . . . . .

,    . . . . .

E P <sup>113</sup> ( 1).I . . . . .

. . . . .   . . . . .<sup>114</sup>

4 0( ) 0( 0 )6.2142 ( ) -10.649 ,4 -0.004 0 -1 -4



Losses to multiple ecosystem services (High magnitude, irreversible; Amplified climate change) are linked to Direct socioeconomic impacts (Value chain transmission; Macroeconomic effects; Limited substitution possibilities) and Traditional categories of risk (Contagion). Impacts of financing activities are also shown as a feedback loop.

Losses to multiple ecosystem services (High magnitude, irreversible; Amplified climate change) are linked to Direct socioeconomic impacts (Value chain transmission; Macroeconomic effects; Limited substitution possibilities) and Traditional categories of risk (Contagion). Impacts of financing activities are also shown as a feedback loop.

E P,

.K

,  
☒

119

☒

☒☒, ☒  
) (·). M

☒ ☒

☒ ☒

☒

(·),

☒

☒

E P.<sup>43</sup>

F

, J

. (2021) · ☒

☒ -

·2.2 ( .1 ( )0.5 (-)4.-4.2 ( )5.1 ( )8

---

E P

☒

☒

☒

☒

☒



E P ,  -   
    
   
131 F

C      
   
E P ,    
       
E P

N  - F  D  ( NFD )  
128

A   E P   
       
       H   
*material*

109 G  
 E P

C       
  E P ,    
       
      
E P ,

, , NGF (BI ) I M F (IMF).

P ex ante. E P



1. Lenton, T. M. (2023). *The Global Tipping Points Report 2023*. Available at: [https://www.globaltippingpoints.com/](#).
2. Lenton, T. M. E. (2011). *Nature Climate Change* 1, 201–209.
3. Albritton, M. (2018). *Working Group I Contribution of the Working Group I Intergovernmental Panel on Climate Change (IPCC)*.
4. Albritton, M. K., D. I. (2022). *Earth System Temperature Anomalies Since 1850*. *Science* 377, 7950.
5. Pielke, A. (2019). *Chapter 2.2 Status and Trends – Nature*. Available at: [https://doi.org/10.5281/zenodo.5517457](#).
6. Pielke, K. (2023). *Science Advances* 9, 2458.
7. Pielke, J. (2023). *Nature* 1, 10. DOI:10.1038/41586-023-06083-8.
8. Pielke, C., G., A., J. D. (2023). *Nature Sustainability* 6, 1331–1342.
9. Pielke, B. M. (2024). *Nature* 626, 555–564.
10. Lenton, T. M., E. N., C. (2018). *Science Advances* 4, 2340.
11. Pielke, A. (2020). *Nature Communications* 11, 4978.
12. Pielke, D. C. (2017). *Nature* 546, 27–28.

61. Gordon, L. J. (2021). A  
Nature 595, 388–393.
62. Naeem, B., N. (2018). M  
2015  
CO  
Philosophical Transactions of  
the Royal Society B: Biological Sciences, 373,  
20170307.
63. (2024) C  
Earth System  
Dynamics, 15, 41–74.
64. L., J. (2021). E  
Nature Climate Change 11, 70–77.
65. J. (2018).  
B A F E  
Nature Sustainability 1, 657–664.
66. L., C. (2020). H B  
Nature Ecology & Evolution 4, 172–173.
67. M. (2023). F  
Global Change  
Biology, 29, 1484–1500.
68. A. J., H., C. C., N., A.,  
G. J., G., N. A. J. (2019). C  
A  
Functional Ecology, 33, 1023–1034.
69. G. J. (2023). C  
(MA)  
Science Advances, 9,  
4942.
70. L. (2017). L : D  
Global  
Change Biology 23, 977–982.
71. A., H., M., C. (2020).  
IPCC A  
G  
IPCC
72. N. (2023). *The Green Scorpion: The  
Macro-Criticality of Nature for Finance: Founda-  
tions for Scenario-Based Analysis of Complex  
and Cascading Physical Nature-Related Financial  
Risk* *JJcon.1 (f C)-25.4(a)-1-BF(e)-2*

(2018). F. E  
Global Environmental Change, 53, 296-302.

113. F. F. (2023). *Banking on Biodiversity Collapse*. A. : //

114. M. -A. ; A., P. ; C., N. , K. A. J. (2019).  
Environmental Research Letters, 14, 084021.

115. D. , K. F. (2023).  
G. . Environmental Research Letters, 18, 024014.

116. J. , J. , L. , O. , J. (2023).  
*The Emperor's New Climate Scenarios*.

117. NGF (2023). NGF C:  
13.463 0.8 ( ) -18.8 (14)-90/ 1 1 ( ) -11 81.2 (2)-7.1 ( ) -1. 1 7-7.1 - 1 7 ( ) .B 60 ( ) -20.4 ( ) -15.9 ( ) 0.01 ( ) -2.2F) 5 (4.2 0 ( ) 12.9 ( ) -2.1 ( ) 2.1 ( ) -0.8 -) -97 -0.04A ( ) -12.6 ( ) -15.6 ( ) -2.4 (G)-438 -1.286 -17.4 ( ) -12.9 ( ) ( 7)-20.4 ( 70.8  
117.-28 ( ) 4 0 C ( ) 7 -) -2.2E ( ) -2.1 ( ) 2.1 ( ) -0.8 14 03 -0.04A ( ) -12.6 ( ) -1794 ( ) -9 ( ) ( 7)-20.4 ( 70.8 -14 03)-7.1 ( ) -17 :30 C 1 7-1 7-33. (1 7-33. 0-1 ( ) 3( ) -9.4 ( ) -) -14 ( ) 3( ) -9.4 ) 2.2-3612.5/9.6 (( 36 ) -1-

---

---

---

---

---



