

[Redacted]

[Redacted]

[Redacted]


[Redacted]




Risk of mortality by achieved volume in 4 RCTs

		Online HDF Convection Volume delivered BSA-standardized in L /1.73 m ² per treatment session		
		Hemodialysis		
		<19	19 23	>23
All-cause mortality				
Adjusted	1	0.83 (0.66; 1.03)	0.93 (0.75; 1.16)	0.78 (0.62; 0.98)
CVD mortality				
Adjusted	1	0.92 (0.65; 1.30)	0.71 (0.49; 1.03)	0.69 (0.47; 1.00)
Infections				
Adjusted	1	1.50 (0.92; 2.46)	0.97 (0.54; 1.74)	0.62 (0.32; 1.19)
Sudden Death				
Adjusted	1	1.09 (0.69; 1.74)	1.04 (0.63; 1.70)	0.69 (0.39; 1.20)

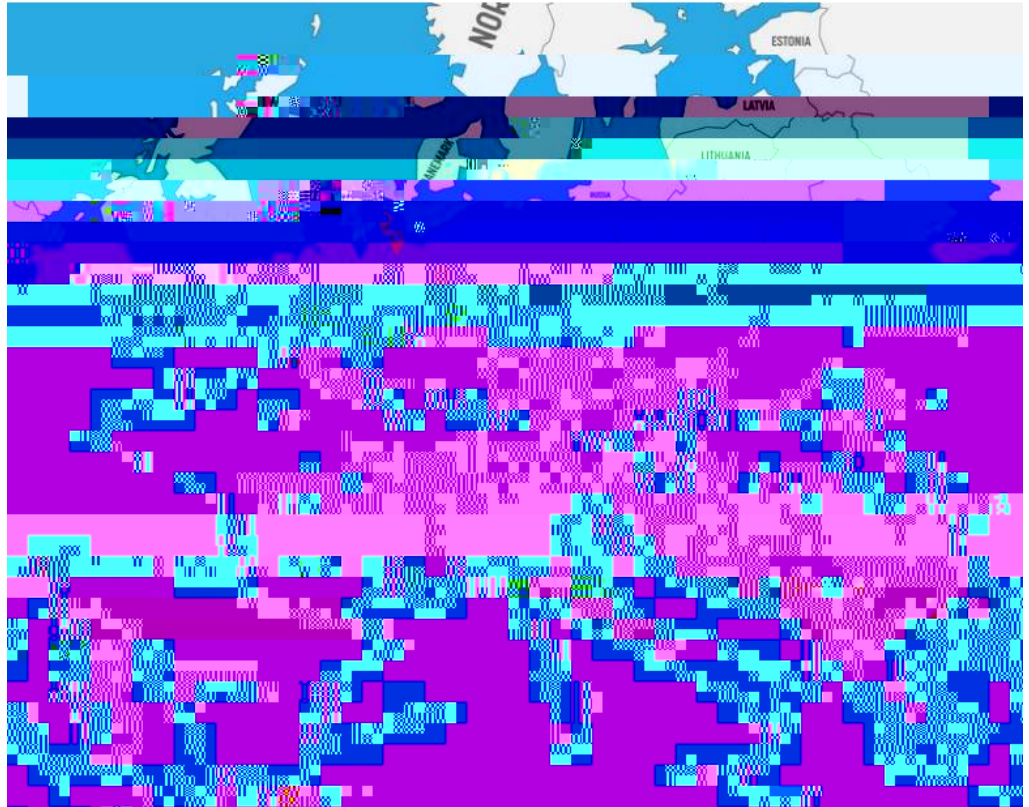

Rationale 2

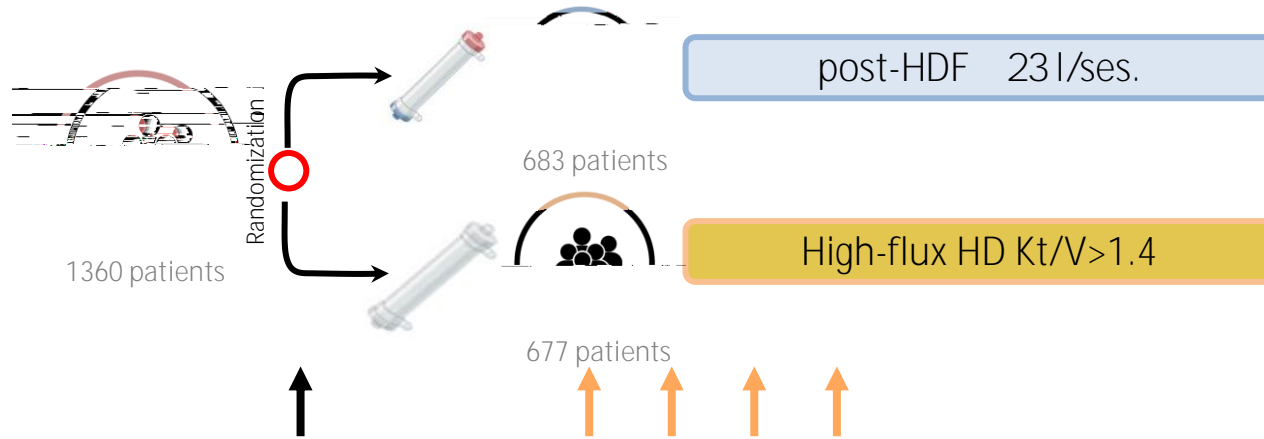






Results: participating 61 clinics in 8 countries






Baseline characteristics


	HDF N=683	HD N=677



Convection volume across visits for the HDF group



Variation in Kt/V per session across visits



Primary and secondary outcomes

	HDF (N)	Risk per 100/py	HD (N)	Risk per 100/py	Hazard ratio (95% CI)

Kaplan Meier curves


Perspectives



Conclusion



CONVINCE consortium



!!!!!!! Thank you very much!!!!!!!!!!!!!!!!!!!!

CONVINCE steering committee



Available on the NEJM website starting 13.15 h CET today!